



kirsch®

Custom Vertical Blinds

Suggested Retail Pricing

Effective April 2015

Table of Contents

Overview

How to Place an Order	3
How to Measure	4
Critical Dimensions	5-6
Finish Index	7-8
Light Control Index	9
Cleaning Guide	9

Pricing

Price Group A - Classique	10-11
Price Group B - Amalfi, Venetian Plaster	12-13
Price Group C - Galway, Driftwood, Natural Weaves, Tactics, New Delhi, Wingate, Fresco	14-15
Price Group D - Autumnsapes, Vineyard, Arden, Quilted Satin, Resemblance™, Faux Leather	16-17
Price Group E - Amalfi Room Darkening, Crisp Linen, Pleated Satin, Caribbean Blend, Thatching, Tapestry, Natural Filigree, Maritime	18-19
Price Group F - Topiary, Floral, Modern Filigree, Classic Filigree, Crisp Linen Room Darkening	20-21
Price Group G - Muslinet, Images	22-23

Product Guide

Options and Upgrades	24-25
Angle Top	26
Cutout Feature	26
Replacement Headrails	26
S-Shaped Vanes	27
Vane Count and Stacking Chart	28
Replacement Vanes	28
Exploded View - Cordless Wand Control	29
Exploded View - Cord/Chain Control	30
Terms and Conditions	31
Kirsch Trust Warranty	32

How to Place an Order

STEP 1 General Blind Information

Color Number
Color Description

STEP 2 Stack Options

One Way, Right or Left
Dual Stack
Center Stack
Reverse Stack (available with cord/chain control only)

STEP 3 Options and Upgrades

The following options may be available. See individual price page information for detailed availability.

Cordless Wand Control
Cord/Chain Control
BackStacker®
Bottom Chains
Valance Upgrade
Angle Top Headrail
Cutouts
Extension Brackets

STEP 4 Mount Type and Blind Measurements

See page 4 for measurement instructions.

Inside or Outside Mount
WIDTH first, then HEIGHT

STEP 5 Quantity of Blinds Being Ordered

STEP 6 Delivery Information

Indicate ship to address

STEP 7 Purchase Order Number

Vertical Blinds

How to Measure

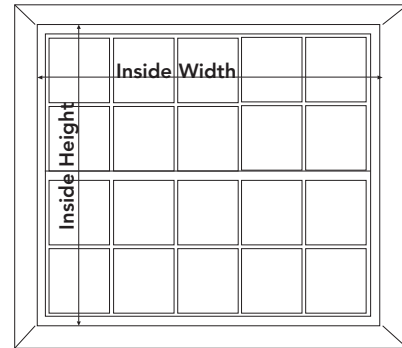
NOTE: Smallest unit of measure is 1/8".

Blinds installed on windows near wall or baseboard heaters must clear the heaters by 12" above and 6" to the side.

Inside Mount (IM) Installation - Patio Doors and Windows

To find width: Measure the opening across the top, where the headrail is to be installed, from inside of window frame on left to inside of window frame on right. Round the measurement down to the nearest 1/8". A minimum depth of 2 1/2" is needed to install inside the window.

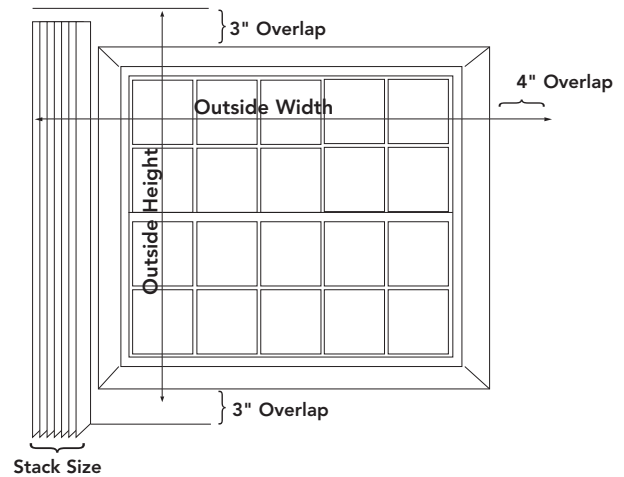
To find height: Measure from the inside top of the opening on the left, at the center, and on the right to the sill; round the measurement down to the nearest 1/8" and note the smallest dimension. Do not make any allowances: the factory will make all adjustments so the headrail will fit the opening properly and the vanes will clear the sill by 1/4" to 1/2".



Outside Mount (OM) Installation - Windows

To find width: Measure the width of the area to be covered at the place where the headrail will be installed to the nearest 1/8". Blind should overlap opening at least 4" on each side to ensure privacy. To maintain the maximum view, allow adequate overlap and consider the stack width. To calculate stack dimensions, consult the Vane Count and Stacking Chart on page 28.

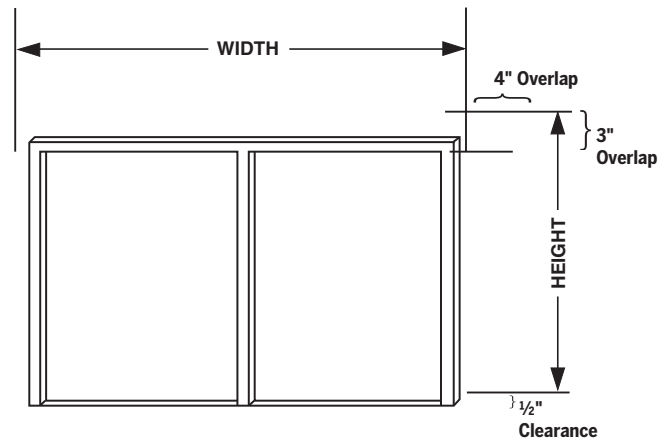
To find height: Measure the height of the area to be covered and round down to the nearest 1/8". Blind should extend at least 3" above and 3" below opening or window frame. For installations to the floor, make adequate allowance for carpeting. Specifying OM measurement means the factory makes no allowances.



Outside Mount (OM) Installation - Patio Doors

To find width: Measure the width of the area to be covered at the place where the headrail will be installed to the nearest 1/8". Blind should overlap opening at least 4" on each side to ensure privacy. To ensure easy access through the door and allow adequate overlap, consider the stack width. To calculate stack dimensions, consult the Vane Count and Stacking Chart on page 28.

To find height: Measure the height of the area to be covered and round down to the nearest 1/8". Blind should extend at least 3" above opening or window frame. For installations to the floor, deduct 1/2" for proper clearance. Specifying OM measurement means the factory makes no allowances.



Extension Brackets - Extends from 2" to 4"

Recommended for outside mount only when an obstruction protrudes beyond the window, such as window cranks and other mechanisms. Extension brackets are adjustable. Must request at time of order. See pages 29-30 for part numbers.

Critical Dimensions

HEADRAIL DIMENSIONS AND INSTALLATION DEPTH REQUIREMENTS

Headrail is 1 7/16" deep x 1 1/2" high.

Minimum Depth to Install (headrail will protrude)	Inside Mount	2 1/2"
Flush Mount Headrail	Inside Mount	3 "
Flush Mount Vanes	Inside Mount	3 3/4"
Flush Mount DesignLine Valance	Inside Mount	5"
Flush Mount Traditional Valance	Inside Mount	6 1/4"
Flush Mount Transitional Valance	Inside Mount	5 1/2"
Flush Mount Visions™ Valance	Inside Mount	4 3/4"
Minimum Clearance from Wall/Window to Headrail	Inside and Outside Mount	2 1/4"

SIZE LIMITATIONS

	One Way Minimum Width	Dual Stack Minimum Width	Center Stack Minimum Width	One Way, Dual, and Center Stacks Maximum Width	Minimum Height-Vinyl	Minimum Height-Fabric	Maximum Height
Inside Mount (IM)	13 3/8"	25 3/8"	48"	188 3/8"	8 3/4"	13 3/4"	144"
Outside Mount (OM)	13 3/8"	25 3/8"	48"	188 3/8"	8 3/4"	13 3/4"	144"


FACTORY DEDUCTIONS

	Inside Mount	Outside Mount
Headrail	1/4"	0"
Height	1/4"	0"
Vane Only	1 3/4"	1 1/2"

OUTSIDE MOUNT VALANCE RETURN MEASUREMENT

Standard valance return is 3 3/8" for DesignLine, Traditional and Transitional valances. Standard valance return for Resemblance valance is 4 3/8". If a longer return is needed, measure the inside return length of the valance as shown and provide measurement. See page 25 for minimum and maximum valance return length as well as other valance measurements.

Default return on Traditional and Transitional valances: 4 3/8". Consumer can order custom returns from 0" to 12".



Critical Dimensions

CONTROL LENGTH

Blind Height	Cordless Wand Length*
18" - 24"	12"
24 1/8" - 36"	20"
36 1/8" - 96"	33"
96 1/8" - 108"	47"
108 1/8" - 120"	59"
120 1/8" - 132"	69"
132 1/8" - 144"	80"

Blind Height	Cord Length
Less than 19"	12"
19 1/8" - 96"	7" less than total length
Over 96"	90"

Tilt chain is standard 42" unless otherwise specified.

*Length of cordless wand from top of headrail.

INSTALLATION BRACKETS AND VALANCE CLIPS

Included with Blind.

Blind Width	Number of Brackets	Number of Valance Clips
Up to 66"	3	3
66 1/8" to 96"	4	4
96 1/8" to 126"	5	5
126 1/8" to 156"	6	6
156 1/8" to 186"	7	7
186 1/8" and above	8	8

Finish Index

PRICE GROUP A

Classique Collection		
Color #	Description	Vane Shape
63089171	Cotton	Curved
63089181	Snow White	Curved
63082010	Dover	Curved
63089183	Desert Sand	Curved
63089177	Tan	Curved
63089172	Alabaster	Curved
63089173	Mushroom	Curved
63089174	Squirrel Gray	Curved
63089170	Brushed Aluminum	Curved

PRICE GROUP B

Amalfi Collection		
Color #	Description	Vane Shape
61085123	Snow	Fabric
61085926	Cream	Fabric
61055040	Summersand	Fabric
61055042	Sandstone	Fabric
61055056	Mink	Fabric
61055057	Wheat	Fabric
61055058	Toffee	Fabric

Venetian Plaster Collection

Color #	Description	Vane Shape
63731903	White	Curved
63731910	Dover	Curved
63731971	Ivory	Curved
63731923	Vanilla	Curved
63731914	Sand	Curved
63731902	Alabaster	Curved

PRICE GROUP C

Driftwood Collection		
Color #	Description	Vane Shape
61652501	Muslin	Curved
61652502	Clay	Curved
61652500	Bamboo	Curved
61652503	Putty	Curved
61652504	Cork	Curved
61652505	Clove	Curved

Fresco Collection

Color #	Description	Vane Shape
63651771	Ivory	Curved
63651772	Granite	Curved
63651773	Oatmeal	Curved
63651770	Saltillo	Curved
63651774	Brownstone	Curved

Galway Collection

Color #	Description	Vane Shape
61786029	Pearl White	S-Shaped
61786030	Linen	S-Shaped
61786031	Alabaster Cream	S-Shaped

PRICE GROUP C

Galway Collection		
Color #	Description	Vane Shape
61770193	Ash	S-Shaped
61786033	Maple	S-Shaped
61770191	Wheat	S-Shaped
61770192	Toffee	S-Shaped

Natural Weaves Collection

Color #	Description	Vane Shape
62329732	Natural	Fabric
62329734	Brownish Reds	Fabric
62329730	Shades of Green	Fabric
62329731	Burnt Orange	Fabric
62329733	Dark Mix	Fabric

New Delhi Collection

Color #	Description	Vane Shape
63486160	Whitewash	S-Shaped
63486161	Off White	S-Shaped
63486162	Light Clay	S-Shaped
63486163	Husk	S-Shaped
63486256	Mink	S-Shaped
63486258	Toffee	S-Shaped

Tactics Collection

Color #	Description	Vane Shape
63386046	Cloud	S-Shaped
63386049	Boardwalk	S-Shaped
63386048	Light Pumpkin	S-Shaped
63387071	Tumbleweed	S-Shaped
63387070	Saltillo	S-Shaped
63386050	Pottery	S-Shaped

Wingate Collection

Color #	Description	Vane Shape
63551711	Whitewash	S-Shaped
63551710	Wild Dunes	S-Shaped
63551712	Sesame	S-Shaped
63551713	Row Boat	S-Shaped
63551717	Russet	S-Shaped
63551716	Tobacco	S-Shaped

PRICE GROUP D

Arden Collection		
Color #	Description	Vane Shape
62151722	Ivory	S-Shaped
62151723	Vanilla	S-Shaped
62151726	Brushed Aluminum	S-Shaped
62151720	Gold	S-Shaped
62151727	Antique Brass	S-Shaped
62151728	Weathered Copper	S-Shaped
62151729	Oil Rubbed Bronze	S-Shaped

Autumnscapes Collection

Color #	Description	Vane Shape
61987201	Whisper	S-Shaped
61987205	Frost	S-Shaped

PRICE GROUP D

Autumnscapes Collection		
Color #	Description	Vane Shape
61987200	Cream	S-Shaped
61987218	Twilight	S-Shaped
61941604	Tumbleweed	S-Shaped
61987219	Pebble	S-Shaped
61941619	Sage	S-Shaped

Faux Leather Collection

Color #	Description	Vane Shape
63251901	Bone	Curved
63251902	Alabaster	Curved
63251903	Cocoa	Curved
63251904	Honey	Curved
63251905	Whiskey	Curved
63251900	Saddle	Curved
63251907	Black	Curved

Quilted Satin Collection

Color #	Description	Vane Shape
62231801	Whisper	S-Shaped
62231824	Daylight	S-Shaped
62231818	Sterling	S-Shaped
62231870	Dijon	S-Shaped
62231817	Sangria	S-Shaped
62231825	Fig	S-Shaped

Resemblance™ Collection

Color #	Description	Vane Shape
63167110	Sandblasted White	Curved
63167403	Sandblasted Sand	Curved
63187254	Blond	Curved
63187251	Rich Pine	Curved
63187250	Royal Oak	Curved
63187255	Toasted Pecan	Curved
63187252	Chocolate	Curved
63187253	Vineyard	Curved

Vineyard Collection

Color #	Description	Vane Shape
62052300	Cream	S-Shaped
62052301	Tea	S-Shaped
62052302	Chamomile	S-Shaped
62052303	Waterlily	S-Shaped
62052304	Nougat	S-Shaped
62052305	Sepia	S-Shaped

PRICE GROUP D

Amalfi Room Darkening Collection		
Color #	Description	Vane Shape
61185935	Snow	Fabric
61185932	Cream	Fabric
61155107	Summersand	Fabric
61155109	Sandstone	Fabric
61155156	Mink	Fabric
61155157	Wheat	Fabric
61155158	Toffee	Fabric

Finish Index

PRICE GROUP E			PRICE GROUP F			PRICE GROUP G		
Caribbean Blend Collection			Classic Filigree Collection			Images Collection		
Color #	Description	Vane Shape	Color #	Description	Vane Shape	Color #	Description	Vane Shape
62981961	Java	Curved	60988261	Snow	Fabric	61541461	Snow	S-Shaped
Crisp Linen Collection			Crisp Linen Room Darkening Collection			Muslinet Collection		
Color #	Description	Vane Shape	Color #	Description	Vane Shape	Color #	Description	Vane Shape
61231401	Whisper	Fabric	61331601	Whisper	Fabric	61432003	White	S-Shaped
61231402	Cream	Fabric	61331602	Cream	Fabric	61432035	Biscuit	S-Shaped
61231404	Tumbleweed	Fabric	61331604	Tumbleweed	Fabric	61432070	Dijon	S-Shaped
61231405	Mink	Fabric	61331605	Mink	Fabric	61432005	Mink	S-Shaped
61231415	Slate	Fabric	61331615	Slate	Fabric	61432018	Sterling	S-Shaped
61231408	Toffee	Fabric	61331608	Toffee	Fabric	61432019	Sage	S-Shaped
61231409	Celadon	Fabric	61331609	Celadon	Fabric	61432015	Slate	S-Shaped
61231412	Dove	Fabric	61331612	Dove	Fabric	61432072	Mocha	S-Shaped
61231418	Sterling	Fabric	61331618	Sterling	Fabric			
61231419	Sage	Fabric	61331619	Sage	Fabric			
61231410	Everglade	Fabric	61331610	Everglade	Fabric			
61231407	Raffia	Fabric	61331607	Raffia	Fabric			
61231416	Mocha	Fabric	61331616	Mocha	Fabric			
Maritime Collection			Floral Collection					
Color #	Description	Vane Shape	Color #	Description	Vane Shape			
62751951	Henna	Curved	60770170	Burlap	Fabric			
62751950	Earth	Curved	60770171	Nugget	Fabric			
Natural Filigree Collection			Modern Filigree Collection					
Color #	Description	Vane Shape	Color #	Description	Vane Shape			
62682903	White	Curved	60831701	Whisper	Fabric			
62682904	Brown	Curved	60831714	Sand	Fabric			
Pleated Satin Collection			Topiary Collection					
Color #	Description	Vane Shape	Color #	Description	Vane Shape			
61841561	Snow	S-Shaped	60632235	Eggshell	Fabric			
61841501	Whisper	S-Shaped	60632261	Off White	Fabric			
61841503	Candlelight	S-Shaped	60632245	Seaglass	Fabric			
61841570	Dijon	S-Shaped	60632250	Mist	Fabric			
61841504	Tumbleweed	S-Shaped	60632240	Birch	Fabric			
61841514	Sand	S-Shaped	60632230	Parchment	Fabric			
61841505	Mink	S-Shaped						
61841512	Dove	S-Shaped						
61841518	Sterling	S-Shaped						
61841519	Sage	S-Shaped						
61841573	Everglade	S-Shaped						
61841525	Denim	S-Shaped						
61841517	Sangria	S-Shaped						
61841572	Mocha	S-Shaped						
Tapestry Collection								
Color #	Description	Vane Shape						
62582906	Tan	Curved						
Thatching Collection								
Color #	Description	Vane Shape						
62452400	Banana Leaf	Curved						
62452402	Sequoia	Curved						
62452401	Canoe	Curved						

Vertical Blinds

Light Control Index

Each collection is rated for light control. This convenient indicator can be found next to the Available Colors grid on each pricing page.



Cleaning Guide

Your Kirsch Vertical Blind seldom requires cleaning because the vanes hang vertically. However, all products and furnishings get soiled due to condensation, humidity, smoke and steam.



Fabric Vanes

Periodic dusting or vacuuming will keep the fabric fresh. Spot clean any stains by applying a mild soap and water solution with a sponge or cloth. Check color fastness first by cleaning an inconspicuous area of the vane. Do not machine wash or dry clean.



Vinyl vanes

Apply a mild soap and cold or warm water solution with a soft cloth or sponge. Abrasive or strong cleaners may scratch or mar the vane's surface. Dry with a cloth towel to avoid water marks.

The suggested cleaning instructions must be followed to maintain the Kirsch Trust warranty.

Vertical Blinds

Price Group A

Classique Collection

AVAILABLE COLORS - CLASSIQUE COLLECTION						Light Control	Direct	Filtered	Blocked
Cotton	63089171	Desert Sand	63089183	Mushroom	63089173				
Snow White	63089181	Tan	63089177	Squirrel Gray	63089174				
Dover	63082010	Alabaster	63089172	Brushed Aluminum	63089170				

SIZE LIMITATIONS

	One Way Minimum Width	Dual Stack Minimum Width	Center Stack Minimum Width	One Way, Dual, and Center Stacks Maximum Width	Minimum Height	Maximum Height
Inside Mount (IM)	13 $\frac{3}{8}$ "	25 $\frac{7}{8}$ "	48"	188 $\frac{3}{8}$ "	8 $\frac{3}{4}$ "	144"
Outside Mount (OM)	13 $\frac{3}{8}$ "	25 $\frac{7}{8}$ "	48"	188 $\frac{3}{8}$ "	8 $\frac{3}{4}$ "	144"

CONTROL LENGTH

Blind Height	Cordless Wand Length*
18" - 24"	12"
24 $\frac{1}{8}$ " - 36"	20"
36 $\frac{1}{8}$ " - 96"	33"
96 $\frac{1}{8}$ " -108"	47"
108 $\frac{1}{8}$ " - 120"	59"
120 $\frac{1}{8}$ " -132"	69"
132 $\frac{1}{8}$ " - 144"	80"

Blind Height	Cord Length
Less than 19"	12"
19 $\frac{1}{8}$ " - 96"	7" less than total length
Over 96"	90"

Tilt chain is standard 42" unless otherwise specified.

*Length of cordless wand from top of headrail

Vertical Blinds

Price Group A Classique Collection

PRICE GROUP A

Width to	25 $\frac{7}{8}$ "	38 $\frac{3}{8}$ "	50 $\frac{1}{8}$ "	63 $\frac{3}{8}$ "	75 $\frac{7}{8}$ "	85 $\frac{1}{4}$ "	88 $\frac{3}{8}$ "	100 $\frac{7}{8}$ "	113 $\frac{3}{8}$ "	125 $\frac{7}{8}$ "	138 $\frac{3}{8}$ "	150 $\frac{1}{8}$ "	163 $\frac{3}{8}$ "	175 $\frac{7}{8}$ "	188 $\frac{3}{8}$ "	Vanes Only
Height to 48"	165	226	268	313	366	401	411	463	541	606	664	719	774	838	891	12
60"	175	239	288	336	395	434	443	505	583	645	716	771	832	904	959	16
72"	191	253	307	359	420	463	473	541	621	691	764	826	891	965	1026	16
84"	201	265	327	386	446	493	511	573	664	735	813	878	953	1030	1095	16
96"	206	279	343	408	473	524	541	612	703	781	865	933	1008	1095	1163	19
108"	219	291	359	431	505	553	570	645	745	826	911	988	1066	1156	1234	22
120"	226	307	375	450	530	587	606	683	784	875	962	1036	1127	1222	1300	22
132"	239	320	398	473	557	615	634	719	826	917	1011	1098	1189	1283	1368	22
144"	245	333	417	496	583	645	668	755	868	962	1063	1153	1244	1348	1435	22

Surcharge Options

DesignLine™ Valance (replacement)	8	16	19	22	25	25	35	38	42	48	48	48	55	58	58
Resemblance™ Faux Wood Valance	45	58	78	84	101	109	109	123	135	146	161	178	188	201	210
Transitional Valance	19	31	38	45	51	51	71	78	84	97	97	97	109	115	115
Traditional Valance	28	48	58	68	78	78	106	115	126	146	146	146	168	178	178
BackStacker®	48	74	97	123	146	172	175	194	219	242	268	291	313	346	366

DesignLine™ Valance comes standard at no additional charge.

Trim color must be specified. See page 25 for available colors.

FREE OPTIONS

- DesignLine Valance
- Cordless Wand Control (Standard)
- Cord/Chain Control
- One Way Stack, Left or Right
- Dual Stack
- Extension Brackets

See pages 24-25 for descriptions and images on all options.

SURCHARGE OPTIONS

ADD TO THE PRICE OF THE BLIND:

Valance Upgrades	See Price Grid
BackStacker®*	See Price Grid
Angle Top	See Price Grid
Cutouts	\$45 Per Cutout
Center Stack	\$42
Reverse Stack*	\$42
Bottom Chains	\$38 Per Blind
	\$2 Per Vane

*Available with cord/chain control only.

Vertical Blinds

Price Group B

Amalfi and Venetian Plaster Collections

AVAILABLE COLORS - AMALFI COLLECTION				Light Control Direct Filtered Blocked	
Snow	61085123	Sandstone	61055042	Toffee	61055058
Cream	61085926	Mink	61055056		
Summersand	61055040	Wheat	61055057		

AVAILABLE COLORS - VENETIAN PLASTER COLLECTION				Light Control Direct Filtered Blocked	
White	63731903	Vanilla	63731923		
Dover	63731910	Sand	63731914		
Ivory	63731971	Alabaster	63731902		

SIZE LIMITATIONS							
	One Way Minimum Width	Dual Stack Minimum Width	Center Stack Minimum Width	One Way, Dual, and Center Stacks Maximum Width	Minimum Height - Vinyl	Minimum Height - Fabric	Maximum Height
Inside Mount (IM)	13 3/8"	25 1/8"	48"	188 3/8"	8 3/4"	13 3/4"	144"
Outside Mount (OM)	13 3/8"	25 1/8"	48"	188 3/8"	8 3/4"	13 3/4"	144"

CONTROL LENGTH			
Blind Height	Cordless Wand Length*	Blind Height	Cord Length
18" - 24"	12"	Less than 19"	12"
24 1/8" - 36"	20"	19 1/8" - 96"	7" less than total length
36 1/8" - 96"	33"	Over 96"	90"
96 1/8" - 108"	47"		
108 1/8" - 120"	59"		
120 1/8" - 132"	69"		
132 1/8" - 144"	80"		

Tilt chain is standard 42" unless otherwise specified.

*Length of cordless wand from top of headrail

Vertical Blinds

Price Group B

Amalfi and Venetian Plaster Collections

PRICE GROUP B

Width to	25%"	38%"	50%"	63%"	75%"	85%"	88%"	100%"	113%"	125%"	138%"	150%"	163%"	175%"	188%"	Vanes Only
Height to 48"	172	242	291	343	406	443	453	515	609	677	742	804	865	936	995	16
60"	188	259	320	383	443	489	505	573	668	742	815	885	956	1033	1098	16
72"	210	282	346	414	483	541	553	625	728	810	898	965	1043	1127	1199	16
84"	223	302	372	450	524	583	599	680	790	878	968	1049	1130	1224	1303	19
96"	236	320	401	483	567	628	645	735	852	945	1043	1130	1219	1319	1403	19
108"	249	343	431	515	609	674	694	787	914	1014	1118	1216	1309	1416	1507	22
120"	259	363	453	553	648	722	738	842	976	1086	1196	1293	1397	1510	1611	22
132"	279	386	483	583	691	768	790	898	1036	1153	1267	1377	1487	1608	1711	22
144"	291	406	509	615	732	813	838	953	1098	1219	1345	1458	1578	1701	1812	25

Surcharge Options

DesignLine™ Valance (replacement)	12	19	22	25	35	38	42	45	51	61	61	61	64	71	71
Resemblance™ Faux Wood Valance	45	58	78	84	101	109	109	123	135	146	161	178	188	201	210
Transitional Valance	25	38	45	51	71	78	84	90	103	123	123	123	129	142	142
Traditional Valance	38	58	68	78	106	115	126	135	158	188	188	188	198	213	213
BackStacker®	48	74	97	123	146	172	175	194	219	242	268	291	313	346	366

DesignLine™ Valance comes standard at no additional charge.

Trim color must be specified. See page 25 for available colors.

FREE OPTIONS

- DesignLine Valance
- Cordless Wand Control (Standard)
- Cord/Chain Control
- One Way Stack, Left or Right
- Dual Stack
- Extension Brackets

See pages 24-25 for descriptions and images on all options.

SURCHARGE OPTIONS

ADD TO THE PRICE OF THE BLIND:

Valance Upgrades	See Price Grid
Backstacker®*	See Price Grid
Angle Top	See Price Grid
Cutouts	\$45 Per Cutout
Center Stack	\$42
Reverse Stack*	\$42
Bottom Chains	\$38 Per Blind
	\$2 Per Vane

*Available with cord/chain control only.

Vertical Blinds

Price Group C

Galway, Driftwood, Natural Weaves, Tactics, New Delhi, Wingate and Fresco Collections

AVAILABLE COLORS - GALWAY COLLECTION					Light Control	Direct	Filtered	Blocked
Pearl White	61786029	Ash	61770193	Toffee	61770192			
Linen	61786030	Maple	61786033					
Alabaster Cream	61786031	Wheat	61770191					

AVAILABLE COLORS - DRIFTWOOD COLLECTION					Light Control	Direct	Filtered	Blocked
Muslin	61652501	Bamboo	61652500	Cork	61652504			
Clay	61652502	Putty	61652503	Clove	61652505			

AVAILABLE COLORS - NATURAL WEAVES COLLECTION					Light Control	Direct	Filtered	Blocked
Natural	62329732	Shades of Green	62329730	Dark Mix	62329733			
Brownish Reds	62329734	Burnt Orange	62329731					

AVAILABLE COLORS - TACTICS COLLECTION					Light Control	Direct	Filtered	Blocked
Cloud	63386046	Light Pumpkin	63386048	Saltillo	63387070			
Boardwalk	63386049	Tumbleweed	63387071	Pottery	63386050			

AVAILABLE COLORS - NEW DELHI COLLECTION					Light Control	Direct	Filtered	Blocked
Whitewash	63486160	Light Clay	63486162	Mink	63486256			
Off White	63486161	Husk	63486163	Toffee	63486258			

AVAILABLE COLORS - WINGATE COLLECTION					Light Control	Direct	Filtered	Blocked
Whitewash	63551711	Sesame	63551712	Russet	63551717			
Wild Dunes	63551710	Row Boat	63551713	Tobacco	63551716			

AVAILABLE COLORS - FRESCO COLLECTION					Light Control	Direct	Filtered	Blocked
Ivory	63651771	Oatmeal	63651773	Brownstone	63651774			
Granite	63651772	Saltillo	63651770					

SIZE LIMITATIONS

	One Way Minimum Width	Dual Stack Minimum Width	Center Stack Minimum Width	One Way, Dual, and Center Stacks Maximum Width	Minimum Height - Vinyl	Minimum Height - Fabric	Maximum Height
Inside Mount (IM)	13 3/8"	25 1/2"	48"	188 3/8"	8 3/4"	13 3/4"	144"
Outside Mount (OM)	13 3/8"	25 1/2"	48"	188 3/8"	8 3/4"	13 3/4"	144"

CONTROL LENGTH

Blind Height	Cordless Wand Length*
18" - 24"	12"
24 1/8" - 36"	20"
36 1/8" - 96"	33"
96 1/8" - 108"	47"
108 1/8" - 120"	59"
120 1/8" - 132"	69"
132 1/8" - 144"	80"

Blind Height	Cord Length
Less than 19"	12"
19 1/8" - 96"	7" less than total length
Over 96"	90"

Tilt chain is standard 42" unless otherwise specified.

*Length of cordless wand from top of headrail

Vertical Blinds

Price Group C

Galway, Driftwood, Natural Weaves, Tactics, New Delhi, Wingate and Fresco Collections

PRICE GROUP C

Width to	25½"	38½"	50½"	63½"	75½"	85¼"	88½"	100½"	113½"	125½"	138½"	150½"	163½"	175½"	188½"	Vanes Only
Height to 48"	210	310	383	453	527	587	596	677	794	881	972	1052	1137	1224	1303	19
60"	230	340	417	502	590	648	664	755	885	982	1083	1170	1264	1363	1451	19
72"	279	369	460	550	648	719	735	835	972	1083	1193	1286	1390	1504	1597	22
84"	291	401	502	596	706	784	810	914	1060	1179	1300	1410	1520	1642	1749	22
96"	310	431	541	651	768	852	878	995	1150	1273	1410	1527	1645	1778	1896	25
108"	330	460	580	700	826	917	948	1072	1238	1377	1516	1642	1775	1919	2045	28
120"	349	489	615	748	885	982	1014	1153	1326	1478	1620	1763	1902	2057	2193	28
132"	372	518	657	801	939	1049	1083	1230	1420	1571	1734	1882	2032	2193	2340	31
144"	395	550	697	849	1002	1118	1153	1309	1510	1672	1840	2000	2161	2331	2486	31

Surcharge Options

DesignLine™ Valance (replacement)	28	38	42	45	48	51	55	58	64	74	74	74	87	90	90
Resemblance™ Faux Wood Valance	45	58	78	84	101	109	109	123	135	146	161	178	188	201	210
Transitional Valance	58	78	84	90	97	103	109	115	129	149	149	149	175	181	181
Traditional Valance	87	115	126	135	146	158	165	175	194	223	223	223	262	271	271
BackStacker®	48	74	97	123	146	172	175	194	219	242	268	291	313	346	366

DesignLine™ Valance comes standard at no additional charge.

Trim color must be specified. See page 25 for available colors.

FREE OPTIONS

- DesignLine Valance
- Cordless Wand Control (Standard)
- Cord/Chain Control
- One Way Stack, Left or Right
- Dual Stack
- Extension Brackets

See pages 24-25 for descriptions and images on all options.

SURCHARGE OPTIONS

ADD TO THE PRICE OF THE BLIND:

Valance Upgrades	See Price Grid
BackStacker®*	See Price Grid
Angle Top	See Price Grid
Cutouts	\$45 Per Cutout
Center Stack	\$42
Reverse Stack*	\$42
Bottom Chains	\$38 Per Blind
	\$2 Per Vane

*Available with cord/chain control only.

Vertical Blinds

Price Group D

Autumnscapes, Vineyard, Arden, Quilted Satin, Resemblance™ and Faux Leather Collections

AVAILABLE COLORS - AUTUMNSCAPES COLLECTION				Light Control	Direct	Filtered	Blocked
Whisper	61987201	Twilight	61987218	Sage	61941619		
Frost	61987205	Tumbleweed	61941604				
Cream	61987200	Pebble	61987219				

AVAILABLE COLORS - VINEYARD COLLECTION				Light Control	Direct	Filtered	Blocked
Cream	62052300	Chamomile	62052302	Nougat	62052304		
Tea	62052301	Waterlily	62052303	Sepia	62052305		

AVAILABLE COLORS - ARDEN COLLECTION				Light Control	Direct	Filtered	Blocked
Ivory	62151722	Gold	62151720	Oil Rubbed Bronze	62151729		
Vanilla	62151723	Antique Brass	62151727				
Brushed Aluminum	62151726	Weathered Copper	62151728				

AVAILABLE COLORS - QUILTED SATIN COLLECTION				Light Control	Direct	Filtered	Blocked
Whisper	62231801	Sterling	62231818	Sangria	62231817		
Daylight	62231824	Dijon	62231870	Fig	62231825		

AVAILABLE COLORS - RESEMBLANCE™ COLLECTION				Light Control	Direct	Filtered	Blocked
Sandblasted White	63167110	Rich Pine	63187251	Chocolate	63187252		
Sandblasted Sand	63167403	Royal Oak	63187250	Vineyard	63187253		
Blond	63187254	Toasted Pecan	63187255				

AVAILABLE COLORS - FAUX LEATHER COLLECTION				Light Control	Direct	Filtered	Blocked
Bone	63251901	Honey	63251904	Black	63251907		
Alabaster	63251902	Whiskey	63251905				
Cocoa	63251903	Saddle	63251900				

SIZE LIMITATIONS

	One Way Minimum Width	Dual Stack Minimum Width	Center Stack Minimum Width	One Way, Dual, and Center Stacks Maximum Width	Minimum Height	Maximum Height
Inside Mount (IM)	13½"	25½"	48"	188½"	8¾"	144"
Outside Mount (OM)	13½"	25½"	48"	188½"	8¾"	144"

CONTROL LENGTH

Blind Height	Cordless Wand Length*
18" - 24"	12"
24 ½" - 36"	20"
36 ½" - 96"	33"
96 ½" -108"	47"
108 ½" - 120"	59"
120 ½" -132"	69"
132 ½" - 144"	80"

Blind Height	Cord Length
Less than 19"	12"
19 ½" - 96"	7" less than total length
Over 96"	90"

Tilt chain is standard 42" unless otherwise specified.

*Length of cordless wand from top of headrail

Vertical Blinds

Price Group D

Autumnscapes, Vineyard, Arden, Quilted Satin, Resemblance™ and Faux Leather Collections

PRICE GROUP D

Width to	25%"	38%"	50%"	63%"	75%"	85%"	88%"	100%"	113%"	125%"	138%"	150%"	163%"	175%"	188%"	Vanes Only
Height to 48"	262	389	473	564	657	725	742	838	995	1112	1219	1316	1416	1532	1628	19
60"	285	420	521	621	728	807	829	939	1112	1227	1354	1461	1578	1705	1812	19
72"	336	460	573	683	807	891	917	1040	1219	1354	1487	1611	1734	1876	2000	22
84"	366	496	621	742	878	968	1008	1134	1328	1475	1620	1752	1899	2045	2178	22
96"	389	538	671	807	948	1052	1089	1234	1438	1597	1752	1905	2057	2220	2362	25
108"	414	570	719	872	1023	1140	1176	1331	1549	1721	1890	2048	2213	2392	2548	28
120"	434	603	771	930	1098	1222	1257	1432	1659	1840	2029	2198	2375	2563	2729	28
132"	460	641	815	991	1170	1303	1348	1532	1772	1967	2164	2349	2534	2735	2917	31
144"	486	680	872	1049	1247	1383	1432	1628	1882	2087	2294	2492	2746	2904	3095	31

Surcharge Options

DesignLine™ Valance (replacement)	35	42	45	48	51	61	64	68	81	94	94	94	103	115	115
Resemblance™ Faux Wood Valance	45	58	78	84	101	109	109	123	135	146	161	178	188	201	210
Transitional Valance	71	84	90	97	103	123	129	135	161	188	188	188	206	233	233
Traditional Valance	106	126	135	146	158	184	194	203	242	282	282	282	310	349	349
BackStacker®	48	74	97	123	146	172	175	194	219	242	268	291	313	346	366

DesignLine™ Valance comes standard at no additional charge.

Trim color must be specified. See page 25 for available colors.

FREE OPTIONS

- DesignLine Valance
- Cordless Wand Control (Standard)
- Cord/Chain Control
- One Way Stack, Left or Right
- Dual Stack
- Extension Brackets

See pages 24-25 for descriptions and images on all options.

SURCHARGE OPTIONS

ADD TO THE PRICE OF THE BLIND:

Valance Upgrades	See Price Grid
BackStacker®*	See Price Grid
Angle Top	See Price Grid
Cutouts	\$45 Per Cutout
Center Stack	\$42
Reverse Stack*	\$42
Bottom Chains	\$38 Per Blind
	\$2 Per Vane

*Available with cord/chain control only.

Vertical Blinds

Price Group E

Amalfi Room Darkening, Crisp Linen, Pleated Satin, Caribbean Blend, Thatching, Tapestry, Natural Filigree and Maritime Collections

AVAILABLE COLORS - AMALFI ROOM DARKENING COLLECTION				Light Control	Direct	Filtered	Blocked
Snow	61185935	Sandstone	61155109	Toffee	61155158		
Cream	61185932	Mink	61155156				
Summersand	61155107	Wheat	61155157				

AVAILABLE COLORS - CRISP LINEN COLLECTION				Light Control	Direct	Filtered	Blocked
Whisper	61231401	Toffee	61231408	Everglade	61231410		
Cream	61231402	Celadon	61231409	Raffia	61231407		
Tumbleweed	61231404	Dove	61231412	Mocha	61231416		
Mink	61231405	Sterling	61231418				
Slate	61231415	Sage	61231419				

AVAILABLE COLORS - PLEATED SATIN COLLECTION				Light Control	Direct	Filtered	Blocked
Snow	61841561	Sand	61841514	Everglade	61841573		
Whisper	61841501	Mink	61841505	Denim	61841525		
Candlelight	61841503	Dove	61841512	Sangria	61841517		
Dijon	61841570	Sterling	61841518	Mocha	61841572		
Tumbleweed	61841504	Sage	61841519				

AVAILABLE COLORS - CARIBBEAN BLEND COLLECTION		Light Control	Direct	Filtered	Blocked
Java	62981961				

AVAILABLE COLORS - THATCHING COLLECTION				Light Control	Direct	Filtered	Blocked
Banana Leaf	62452400	Sequoia	62452402	Canoe	62452401		

AVAILABLE COLORS - TAPESTRY COLLECTION		Light Control	Direct	Filtered	Blocked
Tan	62582906				

AVAILABLE COLORS - NATURAL FILIGREE COLLECTION				Light Control	Direct	Filtered	Blocked
White	62682903	Brown	62682904				

AVAILABLE COLORS - MARITIME COLLECTION				Light Control	Direct	Filtered	Blocked
Henna	62751951	Earth	62751950				

SIZE LIMITATIONS						
	One Way Minimum Width	Dual Stack Minimum Width	Center Stack Minimum Width	One Way, Dual, and Center Stacks Maximum Width	Minimum Height	Maximum Height
Inside Mount (IM)	13 $\frac{3}{8}$ "	25 $\frac{1}{2}$ "	48"	188 $\frac{3}{8}$ "	8 $\frac{3}{4}$ "	144"
Outside Mount (OM)	13 $\frac{1}{2}$ "	25 $\frac{1}{2}$ "	48"	188 $\frac{3}{8}$ "	8 $\frac{3}{4}$ "	144"

CONTROL LENGTH			
Blind Height	Cordless Wand Length*	Blind Height	Cord Length
18" - 24"	12"	Less than 19"	12"
24 $\frac{1}{8}$ " - 36"	20"	19 $\frac{1}{8}$ " - 96"	7" less than total length
36 $\frac{1}{8}$ " - 96"	33"	Over 96"	90"
96 $\frac{1}{8}$ " -108"	47"		
108 $\frac{1}{8}$ " - 120"	59"		
120 $\frac{1}{8}$ " -132"	69"		
132 $\frac{1}{8}$ " - 144"	80"		

Tilt chain is standard 42" unless otherwise specified.

*Length of cordless wand from top of headrail

Vertical Blinds

Price Group E

Amalfi Room Darkening, Crisp Linen, Pleated Satin, Caribbean Blend, Thatching, Tapestry, Natural Filigree and Maritime Collections

PRICE GROUP E

Width to	25½"	38"	50"	63"	75"	85¼"	88"	100"	113½"	125½"	138½"	150½"	163½"	175½"	188½"	Vanes Only
Height to 48"	330	434	541	645	758	838	865	959	1069	1182	1293	1406	1520	1631	1740	22
60"	356	476	599	716	846	936	968	1052	1179	1303	1423	1549	1679	1802	1922	25
72"	379	518	651	787	930	1036	1069	1153	1293	1435	1571	1711	1853	1996	2126	25
84"	406	561	710	861	1020	1130	1166	1267	1413	1571	1724	1876	2032	2184	2334	25
96"	427	576	732	888	1049	1173	1208	1371	1532	1711	1876	2038	2213	2378	2541	28
108"	446	615	787	956	1130	1260	1306	1481	1659	1847	2026	2204	2388	2563	2742	31
120"	476	654	842	1026	1213	1354	1400	1594	1783	1986	2178	2368	2563	2757	2949	31
132"	499	700	894	1095	1296	1448	1493	1701	1905	2123	2323	2531	2742	2949	3153	31
144"	524	742	953	1160	1380	1538	1594	1815	2029	2258	2475	2696	2923	3144	3361	42

Surcharge Options

DesignLine™ Valance (replacement)	38	48	55	61	64	78	81	84	103	119	119	119	129	146	146
Resemblance™ Faux Wood Valance	45	58	78	84	101	109	109	123	135	146	161	178	188	201	210
Transitional Valance	78	97	109	123	129	155	161	168	206	239	239	239	259	291	291
Traditional Valance	115	146	168	184	194	233	242	253	310	359	359	359	389	437	437
BackStacker®	48	74	97	123	146	172	175	194	219	242	268	291	313	346	366

DesignLine™ Valance comes standard at no additional charge.
Trim color must be specified. See page 25 for available colors.

FREE OPTIONS

- DesignLine Valance
- Cordless Wand Control (Standard)
- Cord/Chain Control
- One Way Stack, Left or Right
- Dual Stack
- Extension Brackets

See pages 24-25 for descriptions and images on all options.

SURCHARGE OPTIONS

ADD TO THE PRICE OF THE BLIND:

Valance Upgrades	See Price Grid
Backstacker®*	See Price Grid
Angle Top	See Price Grid
Cutouts	\$45 Per Cutout
Center Stack	\$42
Reverse Stack*	\$42
Bottom Chains	\$38 Per Blind \$2 Per Vane

*Available with cord/chain control only.

Vertical Blinds

Price Group F

Topiary, Floral, Modern Filigree, Classic Filigree and Crisp Linen Room Darkening Collections

AVAILABLE COLORS - TOPIARY COLLECTION				Light Control	Direct	Filtered	Blocked
Eggshell	60632235	Mist	60632250				
Off White	60632261	Birch	60632240				
Seaglass	60632245	Parchment	60632230				

AVAILABLE COLORS - FLORAL COLLECTION				Light Control	Direct	Filtered	Blocked
Burlap	60770170	Pewter	60770175				
Nugget	60770171	Latte	60770173				
Flagstone	60770174	Java	60770172				

AVAILABLE COLORS - MODERN FILIGREE COLLECTION				Light Control	Direct	Filtered	Blocked
Whisper	60831701	Everglade	60831773				
Sand	60831714	Slate	60831715				
Mink	60831705	Toffee	60831708				
		Chili Spice	60831771				

AVAILABLE COLORS - CLASSIC FILIGREE COLLECTION				Light Control	Direct	Filtered	Blocked
Snow	60988261	Dijon	60988270				
Frost	60988205	Merlot	60988206				
Taupe	60988209	Navy	60988208				
		Black	60988204				

AVAILABLE COLORS - CRISP LINEN ROOM DARKENING COLLECTION				Light Control	Direct	Filtered	Blocked
Whisper	61331601	Toffee	61331608				
Cream	61331602	Celadon	61331609				
Tumbleweed	61331604	Dove	61331612				
Mink	61331605	Sterling	61331618				
Slate	61331615	Sage	61331619				
		Everglade	61331610				
		Raffia	61331607				
		Mocha	61331616				

SIZE LIMITATIONS

	One Way Minimum Width	Dual Stack Minimum Width	Center Stack Minimum Width	One Way, Dual, and Center Stacks Maximum Width	Minimum Height	Maximum Height
Inside Mount (IM)	13 1/2"	25 1/2"	48"	188 3/4"	13 3/4"	144"
Outside Mount (OM)	13 1/2"	25 1/2"	48"	188 3/4"	13 3/4"	144"

CONTROL LENGTH

Blind Height	Cordless Wand Length*	Blind Height	Cord Length
18" - 24"	12"	Less than 19"	12"
24 1/8" - 36"	20"	19 1/8" - 96"	7" less than total length
36 1/8" - 96"	33"	Over 96"	90"
96 1/8" - 108"	47"		
108 1/8" - 120"	59"		
120 1/8" - 132"	69"		
132 1/8" - 144"	80"		

Tilt chain is standard 42" unless otherwise specified.

*Length of cordless wand from top of headrail

Vertical Blinds

Price Group F

Topiary, Floral, Modern Filigree, Classic Filigree and Crisp Linen Room Darkening Collections

PRICE GROUP F

Width to	25½"	38"	50"	63"	75"	85¼"	88"	100"	113¾"	125½"	138¾"	150"	163¾"	175"	188¾"	Vanes Only
Height to 48"	383	502	638	758	891	988	1018	1134	1267	1403	1530	1668	1802	1939	2068	25
60"	414	557	703	849	1002	1112	1147	1260	1413	1562	1708	1860	2009	2161	2308	25
72"	440	612	774	936	1112	1234	1273	1390	1558	1724	1882	2054	2220	2385	2551	25
84"	479	660	849	1033	1224	1357	1403	1520	1701	1896	2074	2258	2447	2628	2810	28
96"	509	697	891	1075	1267	1413	1458	1659	1856	2068	2262	2469	2673	2875	3075	31
108"	541	745	953	1153	1371	1530	1578	1802	2019	2243	2460	2677	2901	3118	3332	35
120"	573	794	1018	1241	1478	1649	1701	1939	2170	2418	2651	2887	3130	3361	3597	38
132"	606	842	1092	1331	1578	1763	1825	2080	2331	2593	2842	3095	3355	3610	3857	45
144"	638	898	1153	1420	1685	1882	1947	2220	2489	2767	3037	3305	3578	3853	4115	48

Surcharge Options

DesignLine™ Valance (replacement)	38	48	55	61	64	78	81	84	103	119	119	119	129	146	146
Resemblance™ Faux Wood Valance	45	58	78	84	101	109	109	123	135	146	161	178	188	201	210
Transitional Valance	78	97	109	123	129	155	161	168	206	239	239	239	259	291	291
Traditional Valance	115	146	168	184	194	233	242	253	310	359	359	359	389	437	437
BackStacker®	48	74	97	123	146	172	175	194	219	242	268	291	313	346	366

DesignLine™ Valance comes standard at no additional charge.

Trim color must be specified. See page 25 for available colors.

FREE OPTIONS

- DesignLine Valance
- Cordless Wand Control (Standard)
- Cord/Chain Control
- One Way Stack, Left or Right
- Dual Stack
- Extension Brackets

See pages 24-25 for descriptions and images on all options.

SURCHARGE OPTIONS

ADD TO THE PRICE OF THE BLIND:


Valance Upgrades	See Price Grid
BackStacker®*	See Price Grid
Angle Top	See Price Grid
Cutouts	\$45 Per Cutout
Center Stack	\$42
Reverse Stack*	\$42
Bottom Chains	\$38 Per Blind
	\$2 Per Vane


*Available with cord/chain control only.

Vertical Blinds

Price Group G

Muslinet and Images Collections

AVAILABLE COLORS - MUSLINET COLLECTION				Light Control Direct Filtered Blocked 	
White	61432003	Mink	61432005	Slate	61432015
Biscuit	61432035	Sterling	61432018	Mocha	61432072
Dijon	61432070	Sage	61432019		

AVAILABLE COLORS - IMAGES COLLECTION				Light Control Direct Filtered Blocked 	
Snow	61541461	Sage	61541419	Toffee	61541408
Cream	61541402	Ash Blue	61541401	Espresso	61541420
Candlelight	61541403	Rose Taupe	61541417		
Dijon	61541470	Sangria	61541405		

SIZE LIMITATIONS						
	One Way Minimum Width	Dual Stack Minimum Width	Center Stack Minimum Width	One Way, Dual, and Center Stacks Maximum Width	Minimum Height	Maximum Height
Inside Mount (IM)	13 1/8"	25 1/8"	48"	188 3/8"	8 3/4"	144"
Outside Mount (OM)	13 1/8"	25 1/8"	48"	188 3/8"	8 3/4"	144"

CONTROL LENGTH			
Blind Height	Cordless Wand Length*	Blind Height	Cord Length
18" - 24"	12"	Less than 19"	12"
24 1/8" - 36"	20"	19 1/8" - 96"	7" less than total length
36 1/8" - 96"	33"	Over 96"	90"
96 1/8" - 108"	47"		
108 1/8" - 120"	59"		
120 1/8" - 132"	69"		
132 1/8" - 144"	80"		

Tilt chain is standard 42" unless otherwise specified.

*Length of cordless wand from top of headrail

Vertical Blinds

Price Group G

Muslinet and Images Collections

PRICE GROUP G

Width to	25½"	38½"	50½"	63½"	75½"	85¼"	88½"	100½"	113½"	125½"	138½"	150½"	163½"	175½"	188½"	Vanes Only
Height to 48"	431	583	732	878	1036	1150	1189	1348	1510	1679	1837	2003	2167	2331	2489	25
60"	476	645	820	995	1170	1309	1348	1535	1721	1916	2100	2281	2472	2654	2839	28
72"	515	710	911	1109	1312	1464	1510	1727	1931	2148	2352	2567	2774	2978	3189	31
84"	561	771	1002	1224	1448	1617	1672	1916	2139	2382	2612	2849	3078	3305	3539	35
96"	599	842	1098	1345	1591	1772	1837	2103	2349	2616	2867	3127	3377	3630	3885	38
108"	648	911	1189	1461	1727	1935	2000	2291	2559	2849	3127	3406	3682	3957	4236	42
120"	683	979	1283	1578	1863	2094	2161	2479	2767	3075	3383	3688	3982	4279	4580	48
132"	732	1049	1377	1695	2006	2245	2328	2660	2978	3309	3640	3968	4287	4605	4926	55
144"	778	1118	1464	1809	2148	2398	2489	2845	3186	3536	3895	4249	4592	4930	5267	58

Surcharge Options

DesignLine™ Valance (replacement)	42	51	58	64	68	81	84	87	106	123	123	123	132	149	149
Resemblance™ Faux Wood Valance	45	58	78	84	101	109	109	123	135	146	161	178	188	201	210
Transitional Valance	84	103	115	126	132	158	165	172	210	242	242	242	265	298	298
Traditional Valance	123	155	175	191	201	239	249	259	317	366	366	366	395	443	443
BackStacker®	48	74	97	123	146	172	175	194	219	242	268	291	313	346	366

DesignLine™ Valance comes standard at no additional charge.

Trim color must be specified. See page 25 for available colors.

FREE OPTIONS

- DesignLine Valance
- Cordless Wand Control (Standard)
- Cord/Chain Control
- One Way Stack, Left or Right
- Dual Stack
- Extension Brackets

See pages 24-25 for descriptions and images on all options.

SURCHARGE OPTIONS

ADD TO THE PRICE OF THE BLIND:

Valance Upgrades	See Price Grid
Backstacker®*	See Price Grid
Angle Top	See Price Grid
Cutouts	\$45 Per Cutout
Center Stack	\$42
Reverse Stack*	\$42
Bottom Chains	\$38 Per Blind
	\$2 Per Vane

*Available with cord/chain control only.

Vertical Blinds

Options and Upgrades

CORDLESS WAND CONTROL - STANDARD

Cordless Wand Control eliminates dangling cords and chains, providing safe and smooth operation.

- One-control convenience - vanes are rotated and traversed with the wand
 - Streamlined appearance
 - Increases safety
 - Sizes listed on page 6
 - Available in styles and finishes below
- Not available with BackStacker® feature*



Wand Finishes

Wand Styles	White	Off White	Satin Nickel	Bronze
Traditional	67171	67172	67174	67176
Transitional	67271	67272	67274	67276

CORDED CONTROL - OPTION



- Available at no charge
- Required for BackStacker®
- Cord color is Ivory
- Tilt chain color is Silver

CONTROL AND STACK OPTIONS



One Way Right
Right Stack
For corded operation,
controls on right



One Way Left
Left Stack
For corded operation,
controls on left



Dual Stack
controls on left or right



Center Stack*
For corded operation, controls
on left or right For Wand Control,
wand on left and right
Not available with BackStacker




Reverse Stack either direction
Left Stack, Controls Right or
Right Stack, Controls Left
Not available with Wand Control

*If Center stack is ordered with wand control, it will come with a wand on the left and right.


BACKSTACKER® OPERATING SYSTEM

With traditional vertical blinds, the vanes stack in front of the window, blocking your view. With Kirsch exclusive BackStacker, the vanes stack neatly on the outer edge of the window, preserving the view and enhancing the enjoyment of the natural scenery. BackStacker extends the life of your vertical blinds by reducing pull on the draw cord. You will achieve optimum functionality with one way stack, dual stack and reverse stack options. BackStacker is not available with center stack option or cordless wand control.



Traditional Stack without BackStacker®

BackStacker is not available with center stack and is available with cord tilt only.



BackStacker®

The vanes are neatly stacked at the outer edge of the blind.

VANE OPTIONS



Fabric Vanes

Fabric vanes come standard with sewn-in weights. Optional bottom chains reduce vane sway. (Must be requested at time of order.) All fabrics available with room darkening backing.



S-Shaped Vanes

S-shaped vanes overlap to create a soft, ripple fabric effect. The interlocking action of the vanes block out light and enhance room darkening.

Vertical Blinds

STANDARD DESIGNLINE™ VALANCE

- Comes standard on each blind at no charge
- All S-Shaped collections come with curved valance inserts
- Valance color coordinates to vane color
- Maximum width is 188 3/8" (valances over 144" will be spliced)



Tailored Edge



Round Edge

	Height	Depth	Min Return	Max Return	Std Return
DesignLine Valance	3 3/4"	1 1/8"	2"	6"	3 5/8"

Valance return only available on outside mount installation. See page 5 for valance return measuring instructions.

UPGRADES

- All S-Shaped collections come with curved valance inserts
- Valance insert color coordinates to vane color
- Maximum width is 188 3/8"



Traditional valance upgrade



Transitional valance upgrade

Traditional and Transitional valance trim colors:

	White	Off White	Warm Grey	Chocolate Brown
Traditional Valance	67171	67172	67173	67175
Transitional Valance	67271	67272	67273	67275

	Height	Depth
Traditional Valance	5 1/8"	2 3/8"
Transitional Valance	4 3/8"	1 1/2"

Valance return only available on outside mount installation. See page 5 for valance return measuring instructions.

Resemblance™ valance colors:

White	Sand	Blond	Rich Pine
67110	67403	67502	67505
Royal Oak	Toasted Pecan	Chocolate	Vineyard
67500	67501	67504	67503

*Coordinates with Kirsch Resemblance Faux Wood Collection.



Resemblance™ valance upgrade

	Height	Depth	Min Return	Max Return	Std Return
Resemblance™ Valance	3"	3/8"	2"	6"	4"

Vertical Blinds

ANGLE TOP HEADRAIL

A specialty headrail in which vanes are cut at an angle.

- Controls must be at highest point on the window. Blind is available only as one way draw to the high point.
- Track measurement will begin at the lowest corner.
- The corner of the track will touch the side of the window frame about 1 ¼" from the top (Figure 2, Point A).
- Specify angle top blind in Special Instructions on your order form.
- Minimum height is 10".
- DesignLine™ valance comes standard at no additional cost. Edges cut at 90 degree angle to headrail.

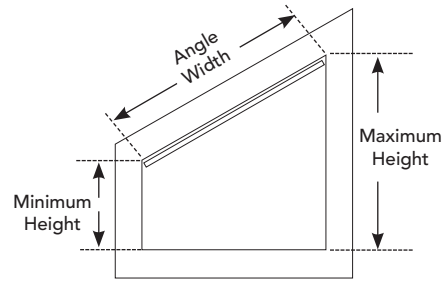


Figure 1

Order must be accompanied with a detailed diagram indicating measurement of all four sides.

Maximum angle: 45 degrees

Maximum angle to traverse: 18 degrees

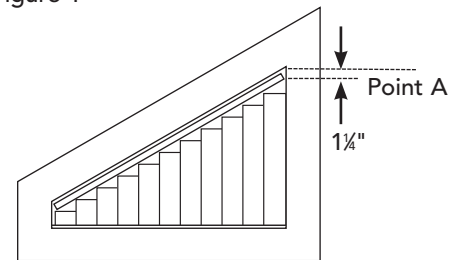


Figure 2

NOTE: Not all angle top headrails traverse. Check with Kirsch customer service at time of order.

CUTOUT FEATURE

Vertical blinds may be cut out at the bottom to accommodate obstructions such as air conditioners. Use the largest width and height size dimensions of the blind to determine price and add the cutouts surcharge.

Please indicate number of vanes at each length. To estimate number of vanes to be cut, divide cutout width by 3 ⅝" and round up to the next vane. Order must be accompanied with a detailed diagram.

REPLACEMENT HEADRAILS

Width to	25⅝"	38⅝"	50⅝"	63⅝"	75⅝"	85¼"	88⅝"	100⅝"	113⅝"	125⅝"	138⅝"	150⅝"	163⅝"	175⅝"	188⅝"
Standard Headrail	135	172	203	239	271	295	307	343	375	411	443	479	515	547	580
BackStacker® Headrail	184	242	302	363	417	466	483	538	593	651	713	768	829	894	942

NOTE: When ordering replacement headrail, indicate width, mount type (inside mount or outside mount), control type and stack option.

S-SHAPED VANES

To provide superior room darkening, it is important S-shaped vanes nest correctly. Below chart indicates Default Vane Face Direction for each control and stack option. Vane Face Direction is the direction of the patterned side (face) of the vane when tilted open.

How to use the chart:

1. Find Control Position and Stack for Blind (under Headrail).
2. See Default Direction for that Control and Stack (under Vane Face).
3. If Default Direction is not desired, select Optional Direction and indicate on order.

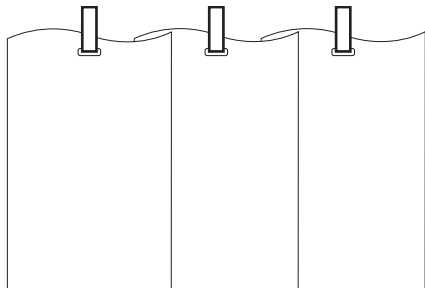


Note: When ordering replacement S-Shaped vanes, please specify original order control and stack positions.

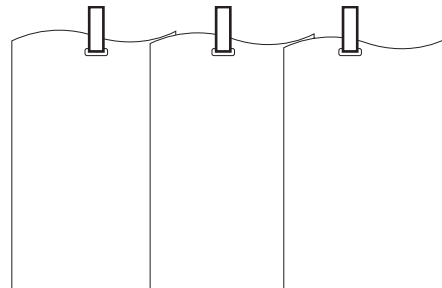
Headrail		Vane Face	
Control Position	Vane Stack	Default Direction*	Optional Direction*
Left	Left	Left	Right
Right	Right	Right	Left
Left	Right	Right	Left
Right	Left	Left	Right
Right	Dual	Right	Left
Left	Dual	Right	Left
Right	Center	Right	Left
Left	Center	Right	Left

Vane Stack = Side where the vanes stack

*Direction of patterned side of vane when tilted open.



Vanes nest correctly for optimum light control.



Vanes nest incorrectly, preventing optimum light control.

Vertical Blind Vane Count & Stacking Chart

BLIND WIDTH	One Way Stack			Dual Stack		
	NO. OF VANES	STACK WIDTH	CLEAR OPENING*	NO. OF VANES	STACK WIDTH	CLEAR OPENING*
13½	5	4½	12½	---	---	---
15½	6	4½	15	---	---	---
19	7	4½	17½	---	---	---
22½	8	5½	20½	---	---	---
25½	9	5½	23½	10	4.125	18
28½	10	5½	26	---	---	---
31½	11	6½	28½	12	4.5	29
35½	12	6½	31½	---	---	---
37½	13	6½	34½	14	4.75	34.75
40½	14	7½	37½	---	---	---
44	15	7½	40	16	5.25	40.375
47½	16	7½	42½	---	---	---
50½	17	8½	45½	18	5.5	46
53½	18	8½	48½	---	---	---
56½	19	8½	51½	20	5.75	51.5
59½	20	9½	54	---	---	---
62½	21	9½	56½	22	6.125	57
65½	22	9½	59½	---	---	---
69	23	10½	62½	24	6.5	62.75
72½	24	10½	65½	---	---	---
75½	25	10½	68	26	6.75	68.25
78½	26	11½	70½	---	---	---
81½	27	11½	73½	28	7.125	74
84½	28	11½	76½	---	---	---
87½	29	12½	79½	30	7.5	79.5
90½	30	12½	82	---	---	---
94	31	12½	84½	32	7.75	85.125
97½	32	13	87½	---	---	---
100½	33	13½	90½	34	8	90.625
103½	34	13½	93	---	---	---
106½	35	14	96	36	8.5	96.25
110½	36	14½	98½	---	---	---
112½	37	14½	101½	38	8.75	101.875
115½	38	15	104½	---	---	---
119	39	15½	107½	40	9.125	107.375
122½	40	15½	110	---	---	---
125½	41	16	112½	42	9.375	113
128½	42	16½	115½	---	---	---
131½	43	16½	118½	44	9.75	118.625
134½	44	17	121	---	---	---
137½	45	17½	123½	46	10	124.25
140½	46	17½	126½	---	---	---
144	47	18	129½	48	10.375	129.75
147½	48	18½	132½	---	---	---
150½	49	18½	135½	50	10.75	135.375
153½	50	19	138	---	---	---
156½	51	19½	140½	52	11.125	141
159½	52	19½	143½	---	---	---
162½	53	20	146½	54	11.5	146.5
165½	54	20½	149	---	---	---
169	55	20½	151½	56	11.75	152.125
172½	56	21	154½	---	---	---
175½	57	21½	157½	58	12.125	157.5
178½	58	21½	160½	---	---	---
181½	59	22	163	60	12.375	163.375
184½	60	22½	165½	---	---	---
187½	61	22½	168½	62	12.75	169.125

How To Use The Chart:

1. Select stack type

- One Way
- Dual

2. Select appropriate clear opening width

3. Order blind width in far left column

Note: Dual stack requires even number of vanes

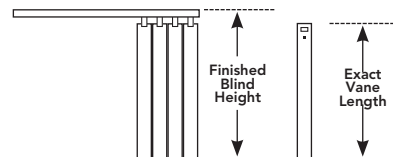
*Clear opening chart is for outside mount only.

*For center stack, use one way stack column.

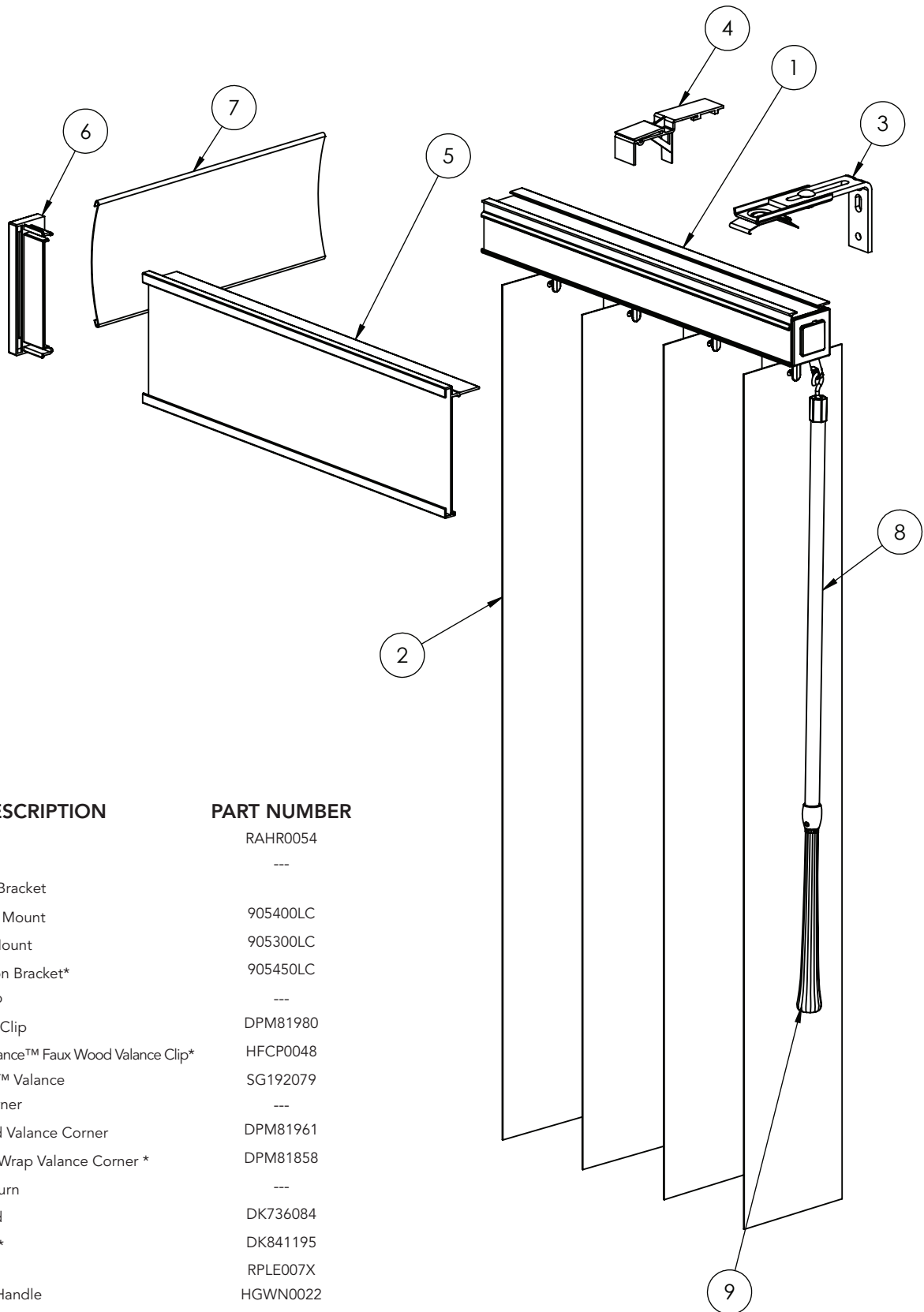
REPLACEMENT VANES

Replacement vanes may be ordered to replace damaged vanes or for a decorating change. When ordering, indicate the style of blind and the number of vanes needed. Specify Finished Blind Height (height of blind including headrail) or Exact Vane Length (length of a vane excluding the headrail).

Note: There is no guarantee of color match to the original order. Pricing for individual vanes is on the far right of each price grid.



Exploded View - Cordless Wand Control



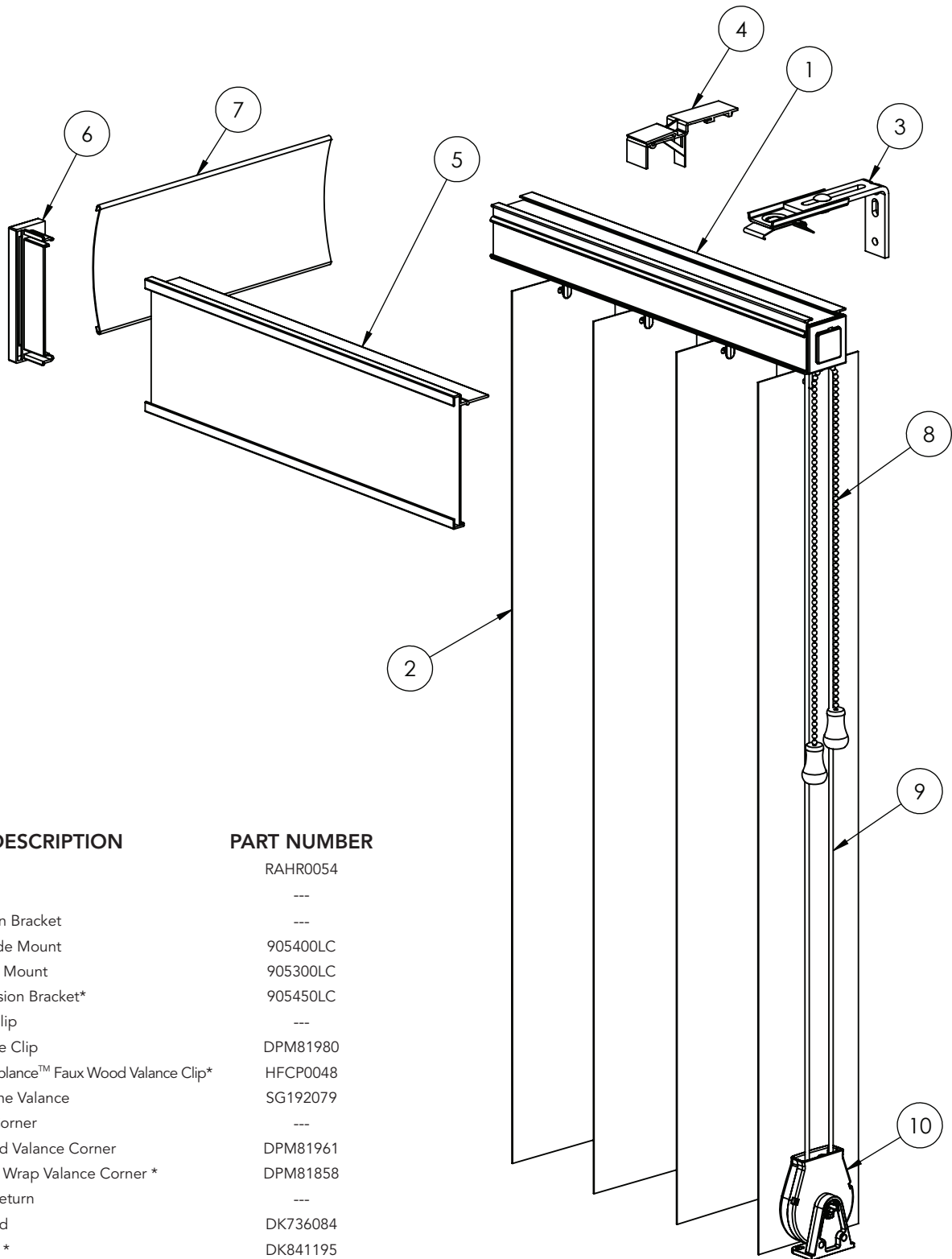
PART DESCRIPTION

PART NUMBER

1	Headrail	RAHR0054
2	Vane	---
3	Installation Bracket	
	Outside Mount	905400LC
	Inside Mount	905300LC
	Extension Bracket*	905450LC
4	Valance Clip	---
	Valance Clip	DPM81980
	Resemblance™ Faux Wood Valance Clip*	HFCP0048
5	DesignLine™ Valance	SG192079
6	Valance Corner	---
	Tailored Valance Corner	DPM81961
	Round Wrap Valance Corner *	DPM81858
7	Valance Return	---
	Tailored	DK736084
	Round *	DK841195
8	Wand Rod	RPLE007X
9	Traditional Handle	HGWN0022
	Transitional Handle *	HGWN0023

* = Not Pictured

Exploded View - Cord/Chain Control



PART DESCRIPTION

PART NUMBER

1	Headrail	RAHR0054
2	Vane	---
3	Installation Bracket	---
	Outside Mount	905400LC
	Inside Mount	905300LC
	Extension Bracket*	905450LC
4	Valance Clip	---
	Valance Clip	DPM81980
	Resemblance™ Faux Wood Valance Clip*	HFCP0048
5	Design Line Valance	SG192079
6	Valance Corner	---
	Tailored Valance Corner	DPM81961
	Round Wrap Valance Corner *	DPM81858
7	Valance Return	---
	Tailored	DK736084
	Round *	DK841195
8	Chain - Rotates Vanes	DDW80199
9	Cord - Traverse Vanes	DUL83801
10	Cord Tension Device	HGTS0018

* = Not Pictured

Terms and Conditions

Order Processing

Telephone Orders

Verbal orders are accepted as the dealer's responsibility. Each order will be repeated back by the Customer Service Representative. In certain instances, we may require written orders.

Duplicated Orders

All orders are confirmed after entry into our system. Customer Service is not responsible for duplicate orders caused by a written order following a telephone order or duplicate faxes.

Changes and Cancellations

All products are custom-made to your specifications under tight deadlines. Once production has begun on your order, changes and cancellations cannot be made.

Contract Orders

All Contract Orders must be processed through Contract Customer Service at 1-800-826-8021.

Freight

- Shipments outside the continental U.S. are subject to freight charges.
- Chargeable parts and returns for repair are subject to freight charges.

Pricing and Terms

All prices are subject to change without notice. Until credit is approved, terms are cash with order. Standard terms are Net 30 days from invoice date.

Claims and Returns

Defective Merchandise

All manufacturing defects must be reported to Customer Service within 30 days of receipt of blinds. We may require the return of defective blinds prior to repair or replacement.

Incorrect Merchandise

If any part of your shipment was made incorrectly, please advise Customer Service within 30 days. A replacement will be made at no charge if the problem was due to Kirsch® error. If the problem was due to dealer or customer error, the original order and replacement order will be full charge.

Returns for Repair

Prior to return for repair, contact Customer Service. We will request the order number, date, purchase order number, and type of product. Arrangements for return will be made at that time with directions as to how the blinds should be returned. The package should be marked for easy identification both inside and outside, and should contain a written confirmation of the verbal repair instructions. Repairs should be packaged carefully. Product that has been mishandled or received in poor condition will be returned to the customer.

Chargebacks for unauthorized repairs or additional installation cannot be honored. All returns for repair are subject to freight charges.

Returns for Credit

Returns can be accepted only if prior authorization has been obtained from Customer Service. Authorization will include instructions as to how the merchandise should be returned. Unauthorized returns will be refused.

Freight Damage FedEx/FedEx Ground:

- If freight damage is visible, refuse the shipment. FedEx will inspect the damage and return to the shipping location. Contact Customer Service for further information.
- If freight damage is concealed, retain all packaging materials and contact Customer Service immediately (must be notified within 14 days).

Freight Damage Common Carrier:

- If freight damage is visible, refuse the shipment. The carrier will return the merchandise to the shipping location for inspection. Contact Customer Service for further information.
- If freight damage is concealed, retain all packaging materials and contact Customer Service immediately (must be notified within 14 days).

Terms and Conditions

Order Processing

Telephone Orders

Verbal orders are accepted as the dealer's responsibility. Each order will be repeated back by the Customer Service Representative. In certain instances, we may require written orders.

Duplicated Orders

All orders are confirmed after entry into our system. Customer Service is not responsible for duplicate orders caused by a written order following a telephone order or duplicate faxes.

Changes and Cancellations

All products are custom-made to your specifications under tight deadlines. Once production has begun on your order, changes and cancellations cannot be made.

Contract Orders

All Contract Orders must be processed through Contract Customer Service at 1-800-826-8021.

Freight

- Shipments outside the continental U.S. are subject to freight charges.
- Chargeable parts and returns for repair are subject to freight charges.

Pricing and Terms

All prices are subject to change without notice. Until credit is approved, terms are Cash With Order. Standard terms are Net 30 days from invoice date.

Claims and Returns

Defective Merchandise

All manufacturing defects must be reported to Customer Service within 30 days of receipt of shades. We may require the return of defective shades prior to repair or replacement.

Incorrect Merchandise

If any part of your shipment was made incorrectly, please advise Customer Service within 30 days. A replacement will be made at no charge if the problem was due to Kirsch® error. If the problem was due to dealer or customer error, the original order and replacement order will be full charge.

Returns for Repair

Prior to return for repair, contact Customer Service. We will request the order number, date, purchase order number, and type of product. Arrangements for return will be made at that time with directions as to how the shades should be returned. The package should be marked for easy identification both inside and outside, and should contain a written confirmation of the verbal repair instructions. Repairs should be packaged carefully. Product that has been mishandled or received in poor condition will be returned to the customer.

Chargebacks for unauthorized repairs or additional installation cannot be honored. All returns for repair are subject to freight charges.

Returns for Credit

Returns can be accepted only if prior authorization has been obtained from Customer Service. Authorization will include instructions as to how the merchandise should be returned. Unauthorized returns will be refused.

Freight Damage FedEx/FedEx Ground:

- If freight damage is visible, refuse the shipment. FedEx will inspect the damage and return to the shipping location. Contact Customer Service for further information.
- If freight damage is concealed, retain all packaging materials and contact Customer Service immediately (must be notified within 14 days).

Freight Damage Common Carrier:

- If freight damage is visible, refuse the shipment. The carrier will return the merchandise to the shipping location for inspection. Contact Customer Service for further information.



At Kirsch, we're committed to making products and relationships that last. That's why we offer a product with a complete warranty and a no-risk exchange policy.

No Risk Exchange Policy

Whether you mis-measured or simply changed your mind, if you don't love your custom Kirsch for any reason, we'll exchange it within 30 days of receipt.

Full 10-year Warranty

Your investment will last. If any part of your custom Kirsch breaks or is damaged due to poor workmanship or defect within 10 years of purchase, we'll repair or replace it free of charge.

Notes

Notes

Notes

kirsch®



kirsch.com

Kirsch Window Fashions ©2015
3 Glenlake Parkway, Atlanta, GA 30328
1-800-225-1988 • 1-800-545-2325 fax • www.kirsch.com

A ***NewellRubbermaid***™ Brand



1939128