

// **FREE Cordless Lift & Lock™ Option**



// **Affordable Motorization Options**











WHY OUR SOFTSTYLE SHADES?

- Soft, plush fabric for enhanced energy efficiency and sound absorption
- Over 240 SKUs, including new blackout and opening price point fabric collections
- Patented D-cell design keeps its pleated appearance for the life of the shade
- Full range of control options, including our proprietary Cordless Lift & Lock™ at no additional charge
- Expanded motorization options feature RemoteLift 2.0, affordable Simplicity (rechargeable option available) and low-cost PowerWand™
- Versatile TriLight Shades® option provides enhanced shade performance
- Limited Lifetime Warranty ensures customer satisfaction



Let's go window shopping.

FEATURES	BENEFITS	
FABRIC AND CELL STYLES		
Spun Lace Fabric	Styles are plush, soft hand fabric; cords are less visible in sunlight. Maintains rich color.	
Opacities	Semi-opaque and blackout available in small and large single, and double cell sizes; Subdue Blackout features a white inner core vs. metallic.	
Cell Sizes	Cell sizes include small and large single, and double to accommodate virtually any window.	
A 2" Hybrid Pleat	A bolder size for a dramatic look; ideal for larger windows and sliding glass doors.	
A D-Cell Construction	D-cell design maintains pleated appearance for the life of the shade.	
A Broad Color Palette	Wide spectrum of colors available across three cell sizes.	
CONTROL OPTIONS		
Standard Cordlock	Shade operates with a simple pull cord and can be locked in any position desired. Cleats help keep cords taut for added safety.	
Cordless Lift		A light push or pull lifts or lowers shade to any desired position. With no visible cords, shades offer a clean look and provide added child safety.
A Cordless Lift & Lock™		No-charge option. Press a button on the color-coordinated bottomrail handle to lift and lower shade. Release button to securely lock shade into place. No visible cords for enhanced child safety.
Continuous Cord Loop	Raise oversized or heavy shades with ease and convenience. Cord loop remains a constant length. Cord tensioner eliminates dangling cords for enhanced child safety.	
RemoteLift 2.0		Combines radio frequency and infrared wireless signals for optimum performance. Battery-operated motorized system allows lifting and lowering of individual or multiple shades. Ideal for hard-to-reach windows and homes with children. Available with bottom-up or top-down operation
Simplicity Motorization		Battery-operated RF system is an economical choice for average sized, lighter-weight shades. Remote control operation only – no manual button. Rechargeable option available.
A PowerWand™		Wand and pendant operation lifts and lowers shade with the touch of a button. Excellent choice for budget-savvy consumer. System is rechargeable.
2- or 3-on-1 Headrail	Two or three independently operating shades share the same headrail for a clean, unified look.	
DESIGN OPTIONS		
Vertical Application		Pleats are vertically oriented. Shades open side to side and stack in a 6 ½" space, making them a superb choice for sliding glass doors, extra wide windows and room dividers.
Classic and Motorized Skylights		Classic includes side tracks and manually operates with a handle or optional extension pole. Motorized features remote control operation and L-shaped PVC retainers. Inside mount and bottom stack only.
Arches		Stationary, movable and top-down arch styles fit most openings.
Specialty Shapes	Shades can be customized to fit most any shape, including angles, circles, hexagons, and more.	
LIGHT AND PRIVACY CONTROL OPTIONS		
Top-Down/Bottom-Up	Operates from the top down and the bottom up for flexible light control and privacy. Note: When selected with Cordless Lift & Lock option, cords are discreetly located at edge of shade and won't obstruct view.	
A TriLight Shades®	A unique pairing of a sheer pleated shade on top and your choice of a bottom shade for versatility.	
HARDWARE AND INSTALLATION		
A Fabric-Wrapped Headrails	Available with Cordless Lift, Cordless Lift & Lock, Continuous Cord Loop, and motorized shades. Color-coordinated headrails are standard.	
Snap-In Brackets	Easy to install and hold shades securely in place.	
A Shade Adjust	Allows for easy, in-field skew adjustments with the simple turn of a screw. ½ " maximum adjustment.	
A The Alta Advantage		