



*Beauti-Vue Products*

BRISTOL INDUSTRIAL PLAZA  
BRISTOL, WISCONSIN 53104  
800-558-9431 NTL. 262-857-2306 Wisc.

[www.beautivue.com](http://www.beautivue.com)  
e-mail: [order@beautivue.com](mailto:order@beautivue.com)



## Custom Cloth Window Shades

*Serving the trade with custom coverings for over 75 years*

## ADJUSTING SPRING ROLLERS FOR TENSION

**TO TIGHTEN:** Lower the shade about 18" from the top. Remove from window brackets. Roll shade all the way to the top by hand, then replace in brackets. Repeat until there is proper tension. Do not over-tighten.

**TO LOOSEN:** Raise the shade to the top and remove from bracket. Unroll about 18" and replace in brackets. Repeat until there is proper tension. Roller should not be too tight.

**NOTE:** When a window shade refuses to roll up, the spring is too loose.  
When a window shade will not stay down, the spring is too tight.

**CAUTION:** Over-winding may result in permanent damage. DO NOT use pliers to adjust spring.

## ADJUSTING ROLL- SPRINGS OR CLUTCHES (If any shade does not roll straight)

- A) Make sure brackets are mounted level; otherwise the shade will roll crooked.
- B) If shade veers toward the right, correct by lowering shade completely and placing a piece of tape (multiple pieces may be necessary) as close to the left edge of the roller as possible. This will act as a shim.
- C) If shade veers toward the left, correct by lowering shade completely and placing a piece of tape (multiple pieces may be necessary) as close to the right edge of the roller as possible. This will act as a shim.

## TERMS OF SALE

**PRICING:** All retail pricing subject to change.

**CREDIT:** Open accounts are invited with customers of established credit. Please include banking and business references which may facilitate opening of credit lines for you.

**PAYMENT OF INVOICES:** Remit to main offices at Bristol, Wisconsin. We also accept faxed or e-mailed checks.

**NO ALLOWANCES FOR ANTICIPATION.**

**SHORTAGE AND DAMAGE:** Original Bill of Lading will be enclosed with invoice. This is proof of delivery to the carrier in good condition. Claims for loss or damage should be noted on Delivery Receipt and filed against the carrier.

Check contents thoroughly before going out on installation. We are not responsible for additional trip charges.

**RETURNS:** When desiring to return merchandise, first contact source of shipment for authorization, giving reason for return.

**CANCELLATIONS:** Orders for custom made items may not be cancelled or sizes changed after goods have been cut.

**PHONE ORDERS:** All phone orders are accepted at dealer's responsibility. All orders will be repeated by order taker. Use order forms to avoid errors. Orders may also be placed on-line.

**PAST DUE ACCOUNTS:** Our pricing structure does not provide for carrying accounts beyond our NET 30 DAY period. A standard service charge of 1 ½% interest per month will be added to your monthly balance, on the unpaid balance over 30 days old. In the event that an interest charge had to be made, you will be notified as to the amount.

## Colors: Bronze, Smoke, Shadow

All Sun Guard Bronze and Smoke shades are manufactured with the finest quality 4 mil, triple laminate material. Shadow is a 3 mil thick, titanium sputter coated material with similar protection as smoke and bronze, yet allows 2-way visibility. Shadow is ideal for showrooms or drive-thru applications. Shades provide daytime protection without sacrificing your view.

**Glare Reduction**  
**Fade Protection**

- Like putting sunglasses on your windows  
- Screens 99% of fading UV rays

### SUMMER

SUN GUARD shades will keep your rooms cooler. Solar radiation is reflected back through the window by the aluminized center laminate. Solar heat reflection 73% (average).

### WINTER

SUN GUARD shades insulate your cold winter windows by reflecting furnace heat back into the room. On sunny days, raise your shades to take advantage of the free solar heat radiation.

## Sun Guard Shades

### Chart #1

Clutch surcharge non-shaded area +\$30.00/Clutch required & included in price of shaded area.

WINDOW LENGTH		WIDTHS TIP TO TIP											
		31-1/4	37-1/4	49-1/4	61-1/4	73-1/4	78-1/4	85-1/4	97-1/4	109-1/4	121-1/4	133-1/4	141-1/4
Factory will add for wrap	36	149	157	191	199	221	252	298	318	338	376	394	408
	48	157	165	204	213	236	287	348	369	403	431	448	489
	60	165	173	217	224	253	352	408	438	470	518	549	571
	72	173	182	230	286	317	399	456	486	520	549	580	
	84	199	207	242	298	332	424	481	535	568	600	636	
	96	207	216	256	312	349	452	514	577	617	650		
	108	264	272	318	372	405	490	546	617	650			
	120	272	281	331	386	422	515	579	659	698			

Shades over 73¼" x 60" will be seamed - Shades over 73¼" wide will be turned width for length.

Clutch Shades come with color coordinated chain and white or black clutches.

Metal 1¼" Spring Rollers available when specified for sizes between 78¼" to 109¼" wide.

## Translucent FR- Flame retardant, light filtering, vinyl impregnated, cambric cloth

### Chart #2

Clutch surcharge non-shaded area +\$30.00/Clutch required & included in price of shaded area.

WINDOW LENGTH		WIDTHS TIP TO TIP									
		37-1/4	46-1/4	55-1/4	73-1/4	78-1/4	83-1/4	91-1/4	103-1/4	109-1/4	121-1/4
Factory will add for wrap	36	98	105	128	156	162	221	245	272	294	323
	48	104	113	134	167	188	249	276	306	323	363
	60	108	119	143	180	213	278	324	344	356	402
	72	114	125	150	191	248	357	371	390	404	441
	84	129	138	158	201	269	386	398	422	435	
	96	137	149	168	215	288	404	420	447	464	
	108	191	201	224	273	347	422	444	489		
	120	197	209	231	284	372	446	471			
Hem Style #1		39	45	51	57	63	69	75	81	87	93
Scallop Group A		69	78	87	96	105	114	123	132	141	150
Scallop Group B		90	102	114	126	123	150	162	174	186	198
9" Valance		45	54	59	77	86	95	104	113	122	131

Shades over 73¼" x 60" will be seamed - Shades over 73¼" wide will be turned width for length.

Clutch Shades come with color coordinated chain and white or black clutches.

Metal 1¼" Spring Rollers available when specified for sizes between 78¼" to 109¼" wide.

† Specify valance width including returns...Price at overall width size. Valances over 9" deep...add 10% for each added inch.

OTHER SCALLOP STYLES NOT SHOWN ARE AVAILABLE. PRICE IN COMPARABLE PRICE AND SEND SKETCH.

**Chart #3****Matte** - Room Darkening, Flame Resistant, Easy Washability, 100% Glass-Fiber Base Material. Premium quality and value.

Clutch surcharge non-shaded area +\$30.00/Clutch required &amp; included in price of shaded area.

WINDOW LENGTH		WIDTHS TIP TO TIP									
		37-1/4	46-1/4	55-1/4	73-1/4	78-1/4	83-1/4	91-1/4	103-1/4	109-1/4	121-1/4
Factory will add for wrap	36	96	105	125	144	159	216	248	281	297	330
	48	101	111	129	150	168	230	264	297	323	372
	60	104	116	135	159	177	246	281	314	347	413
	72	108	120	141	165	186	344	356	372	395	455
	84	122	134	147	174	197	360	374	393	438	
	96	129	143	155	180	204	377	392	414	462	
	108	183	198	212	237	264	396	410	438		
	120	188	204	218	246	275	416	428			
Hem Style #1		39	45	51	57	63	69	75	81	87	93
Scallop Group A		69	78	87	96	105	114	123	132	141	150
Scallop Group B		90	102	114	126	123	150	162	174	186	198
9" Valance		45	54	59	77	86	95	104	113	122	131

Shades over 73¼" x 60" will be seamed - Shades over 73¼" wide will be turned width for length.

Clutch Shades come with color coordinated chain and white or black clutches.

Metal 1¼" Spring Rollers available when specified for sizes between 78¼" to 109¼" wide.

**Chart #4****Moire, Boucle, Duplex** - Room Darkening, Flame Resistant, 100% Glass-Fiber Base Material.

Clutch surcharge non-shaded area +\$30.00/Clutch required &amp; included in price of shaded area.

WINDOW LENGTH		WIDTHS TIP TO TIP									
		37-1/4	46-1/4	55-1/4	73-1/4	78-1/4	83-1/4	91-1/4	103-1/4	109-1/4	121-1/4
Factory will add for wrap	36	105	116	137	159	209	237	273	309	327	363
	48	111	122	143	165	218	252	291	327	356	410
	60	114	128	149	176	228	270	309	345	381	455
	72	119	132	155	182	237	378	392	410	434	500
	84	134	147	162	192	249	396	411	432	482	
	96	143	158	170	198	258	414	431	456	509	
	108	201	218	233	261	324	435	450	482		
	120	207	225	240	270	335	458	471			
Hem Style #1		39	45	51	57	63	69	75	81	87	93
Scallop Group A		69	78	87	96	105	114	123	132	141	150
Scallop Group B		90	102	114	126	123	150	162	174	186	198
9" Valance		45	54	59	77	86	95	104	113	122	131

Shades over 73¼" x 60" will be seamed - Shades over 73¼" wide will be turned width for length.

Clutch Shades come with color coordinated chain and white or black clutches.

Metal 1¼" Spring Rollers available when specified for sizes between 78¼" to 109¼" wide.

† Specify valance width including returns...Price at overall width size. Valances over 9" deep...add 10% for each added inch.  
OTHER SCALLOP STYLES NOT SHOWN ARE AVAILABLE. PRICE IN COMPARABLE PRICE AND SEND SKETCH.

**E-Screen 1% -** Fiberglass & Vinyl Mesh Shades.**Chart #5**

All Shades Clutch Operation Only - Included in price Below.

WINDOW LENGTH		WIDTHS TIP TO TIP								
		31-1/4	37-1/4	49-1/4	61-1/4	73-1/4	85-1/4	97-1/4	109-1/4	121-1/4
Factory will add for wrap	36	258	284	321	356	425	501	583	687	765
	48	273	301	343	382	459	544	633	752	832
	60	291	319	362	406	494	587	682	818	900
	72	310	340	387	504	607	699	809	966	1022
	84	346	369	406	531	643	743	858	1030	1092
	96	360	385	426	555	677	786	907	1096	1159
	108	379	403	446	581	712	825	956	1159	1227
	120	393	422	469	607	746	868	1003	1225	1293

Clutch Shades come with color coordinated metal bottom rails

Bottom rail colors: White, Eggshell, Black, Bronze, Silver.

Clutch Shades come with color coordinated chain and white or black clutches.

**E-Screen 5%/M-Screen 3% -** Fiberglass & Vinyl Mesh Shades.**Chart #6**

All Shades Clutch Operation Only - Included in price Below.

WINDOW LENGTH		WIDTHS TIP TO TIP								
		31-1/4	37-1/4	49-1/4	61-1/4	73-1/4	85-1/4	97-1/4	109-1/4	121-1/4
Factory will add for wrap	36	234	258	291	323	386	455	530	624	695
	48	248	273	311	347	417	494	575	683	756
	60	264	290	329	369	449	533	620	743	818
	72	281	309	351	458	551	635	735	878	929
	84	314	335	369	482	584	675	780	936	992
	96	327	350	387	504	615	714	824	996	1053
	108	344	366	405	528	647	750	869	1053	1115
	120	357	383	426	551	678	789	911	1113	1175

Clutch Shades come with color coordinated metal bottom rails

Bottom rail colors: White, Eggshell, Black, Bronze, Silver.

Clutch Shades come with color coordinated chain and white or black clutches.

**MOTORIZATION**


Motorization is available for all materials. Motors can be hard wired or powered with rechargeable internal batteries and are controlled with radio frequency remotes. Home automations available.

Please Contact us for options and pricing.


**YARDAGE – ROLL GOODS – SPRING AND CLUTCH ROLLERS**

Please contact us for current pricing and availability.


## FACIA SURCHARGES



3" Flat  
Aluminum Facia



4" Flat  
Aluminum Facia



3" Curved  
Fabric Covered Facia

Widths to	36"	48"	60"	72"	84"	96"	108"	120"	132"	144"
3" Flat Facia	92	106	121	135	151	167	183	199	217	234
4" Flat Facia	108	125	143	160	177	195	212	232	251	270
3" Covered Facia	116	135	154	174	195	215	235	256	276	296

Retail prices subject to change. Available in clutch style only.

**Colors Available: White, Alabaster, Anodized Silver, Bronze, Black**

### Sizes Calculated End Cap to End Cap

Inside Measure - we deduct 1/8" from size specified.

Outside Measure - Exact size from End Cap to End Cap.

Cloth Measure - We add 1-5/8" to achieve End Cap to End Cap.

### **3" Flat Aluminum Facia**

1-1/4" or 1-1/2" tubes  
maximum height = 108"

### **4" Flat Aluminum Facia**

1-1/2" or 1-3/4" tubes only  
maximum height = 120" to 144"\*  
\* depending on width  
of shade ordered

### **3" Curved Fabric Covered Facia**

1-1/4" or 1-1/2" tubes  
maximum height = 108"

\* Orders for 4" Facias on narrow shades will be surcharged for 1-1/2" to 1-3/4" tube upgrade.

\* All maximum widths are based on maximum shade sizes available for standard clutch specifications.

**Beauti-Vue Products Corp.**

**8555 194th Ave. Bristol, WI 53104**

**Phone (800)558-9431**

**www.beautivue.com**

## Scallop Styles

Scallop styles available for shades or valances-please specify.  
Scallops only available on materials in price charts 2, 3, 4, & 5.

### Scallop 1A & 1B



Style 1A- Specify trim style and color from trim selector card. Trim sewn on stitch-line of shade.




Style 1B- Specify trim style and color from trim selector card. Trim sewn on bottom of shade.

### Scallops Group A



Scallop Styles #2, #3, #4, #5, #7 and #14.  
Specify trim, style and color from trim selector card.  
Scallop 1A or 1B may be added to the above scallops- See Surcharge

### Scallops Group B




Pole not included with Style No. 17.



Scallop Styles #12, #16, #17, #18, and #19.  
These style scallops should use style "F" gimp trim. See surcharge.  
Pole not included with Style #17.  
Scallop 1A or 1B may also be added to the above scallops. See surcharge.  
Custom scallops are available- send a sketch and measurements.

## Cloth Shade Pulls



Must specify style and color when ordering. Pulls are optional.

**#0110 Pull**     **\$3.50**  
White and Ivory

**#3090 Hem Grip**     **\$3.75**  
Clear or Ivory

**#1320 Tassel**     **\$9.00**  
White and Ivory

## Measuring Instructions

### INSIDE INSTALLATION

Measure the exact distance between the points where the brackets are to be placed inside the window casement. Specify on your order JJ-IB (Jamb to Jamb- Inside Brackets). Factory allows for bracket clearance.

### MEASURING LENGTH

Measure the full length of area to be covered from top to bottom. Beauti-Vue Factory will add 8-12" length as the "safety margin" to permit the shade to be drawn full length with no danger of it being torn from the roller.

### OUTSIDE INSTALLATION

Measure between the points where brackets are to be placed. Specify in your order Tip to Tip measurement. You may also specify a Cloth Measure "CM" or Barrel Measure "BM" on spring rollers. Clutch rollers also available as cloth measure.

### REPLACING OLD SHADES

Measure your old roller from tip to tip. Including the little metal pins on each end. Measure and specify "TT" (Tip to Tip Measure). Be sure to measure the window length as well.



*Serving the trade with  
Custom Window Coverings  
for over 75 years*